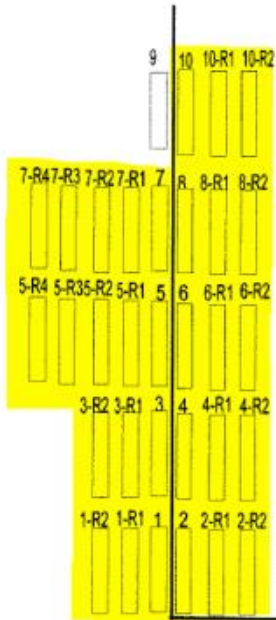
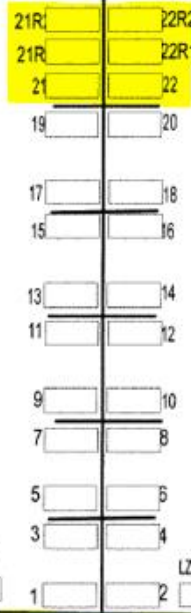


# TRANSIENT MOORAGE SLIP (YELLOW HIGHLIGHT)


**A Float**  
Up to 60+



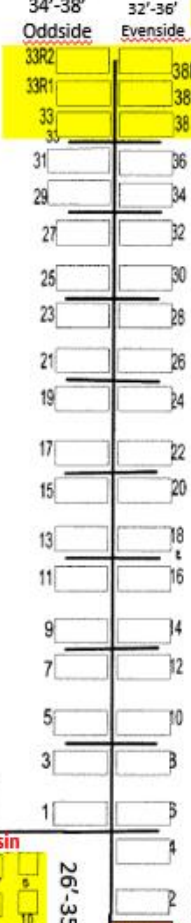
**B Float**  
45'-60'



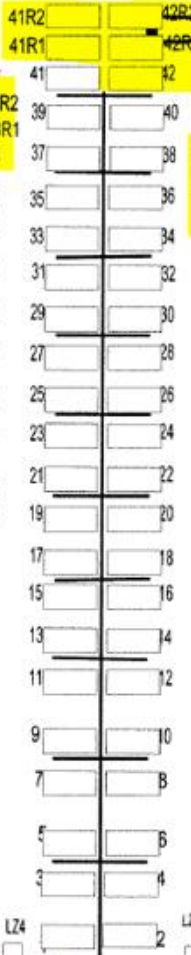
**C Float**  
40'-45'



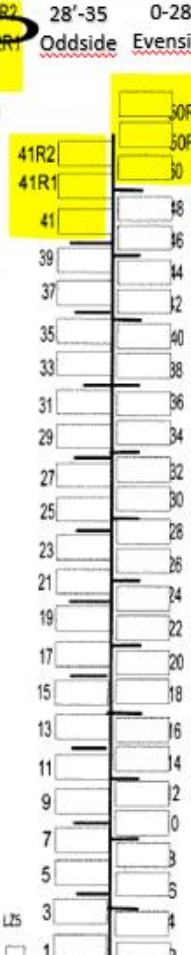
**D Float**  
34'-38' Oddside 32'-36' Evenside



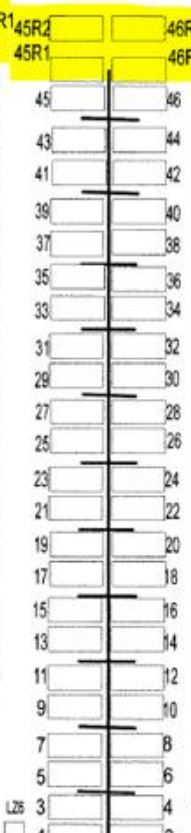
**E Float**  
29'-37'




**F Float**  
28'-35' Oddside 0-28' Evenside



**G Float**  
0-29'



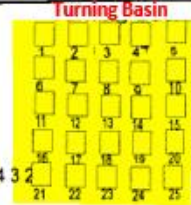
**H Float**  
0-29'



**X Float**  
0-30'



**W Float**  
28'-35'



Launch Ramp

NO POWER OR WATER

NO MOORING

Gangway

OCEAN DOCK

Note:  
2-hour maximum for loading  
And unloading Only.

Passenger  
Dock

Shoreside  
Fuel Dock

City Crane  
CITY DOCK

Whittier  
Harbor  
Office

Cleaning  
Station  
w/Water

Cleaning  
Station  
w/Water